


ARUP

Urban Thinker Campus

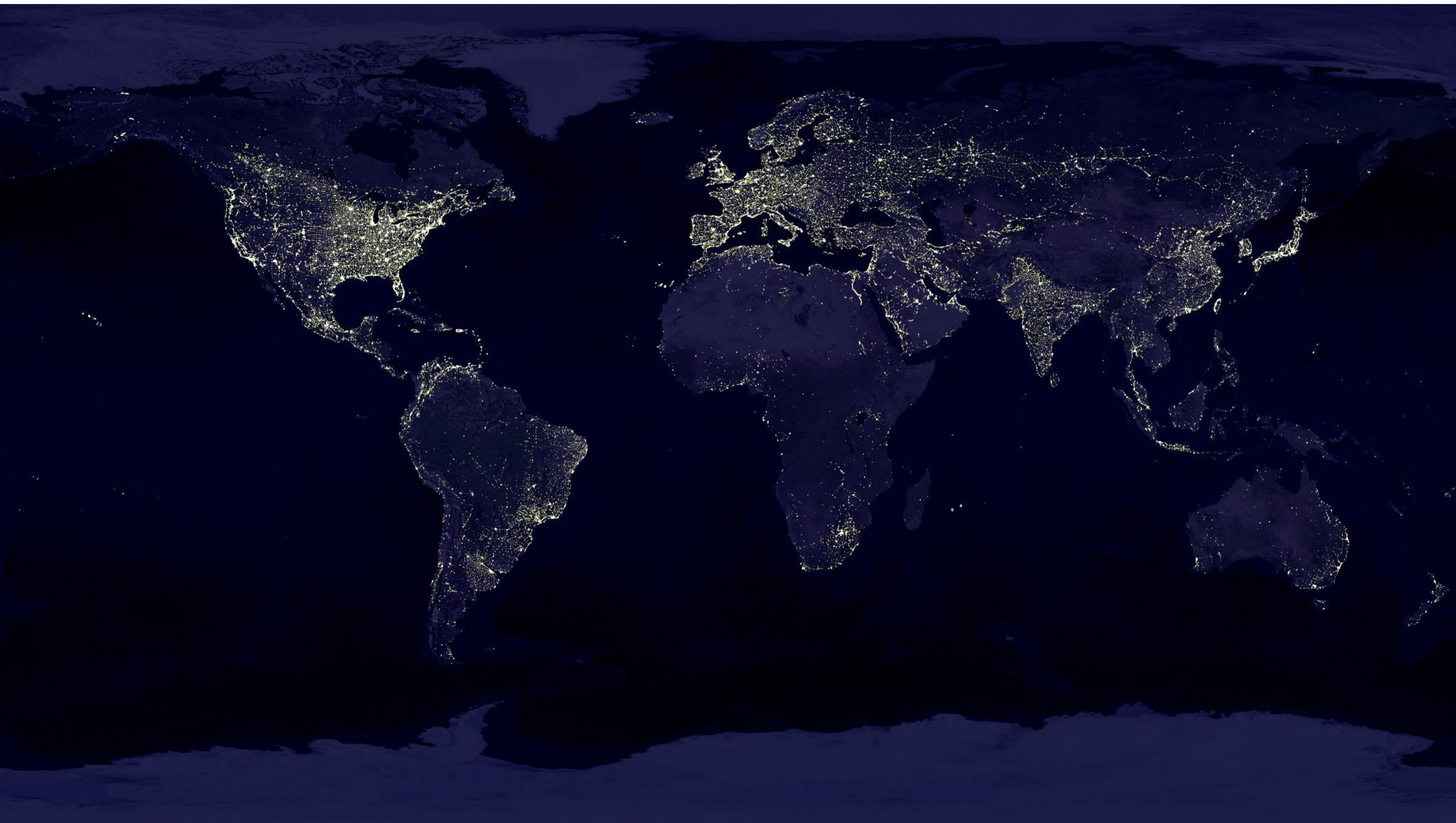
Accelerating the SDGs in Cities:

Urban Professions + Governance

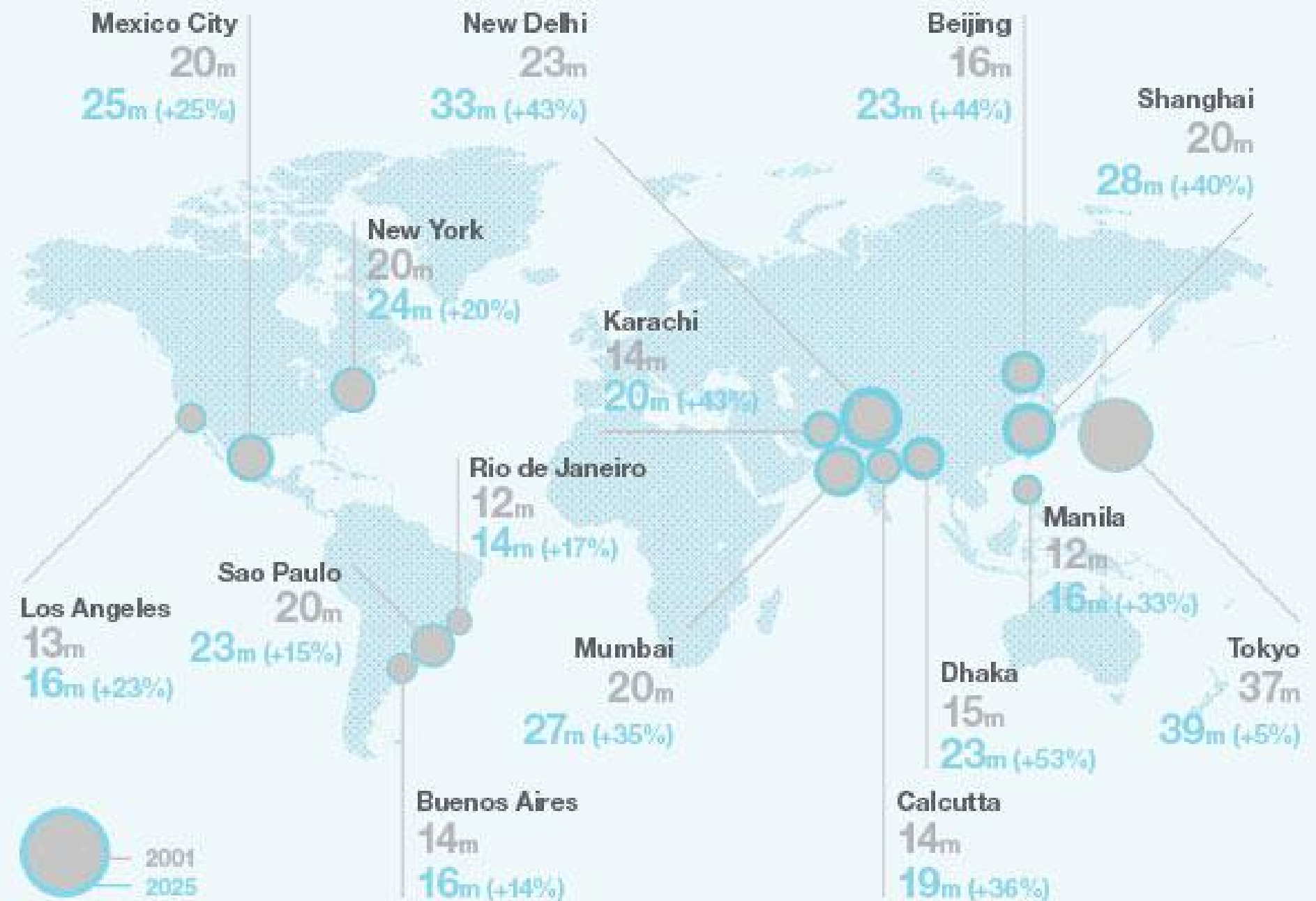
Tom Kennedy
Principal



ARUP



How is the population of the world's top 15 **megacities** expected to grow from 2001-2025?

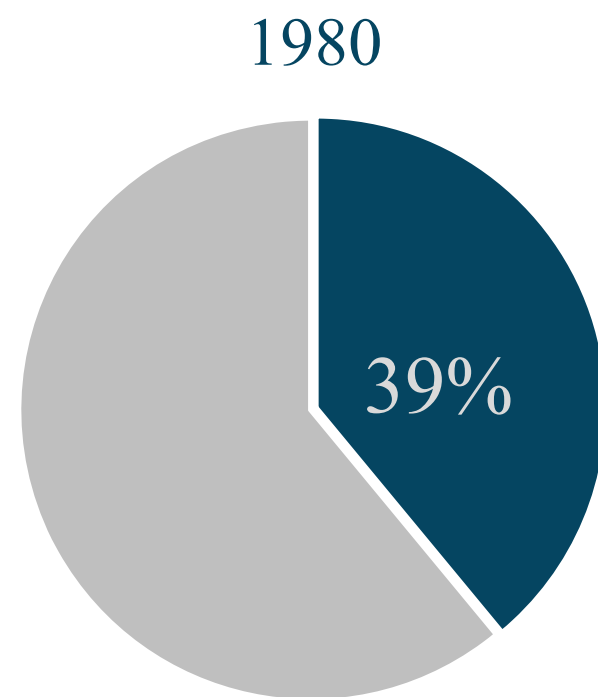


Source: UN Population Division, World Urbanisation Prospects 2011 Revisions; figures for 2025 are projections

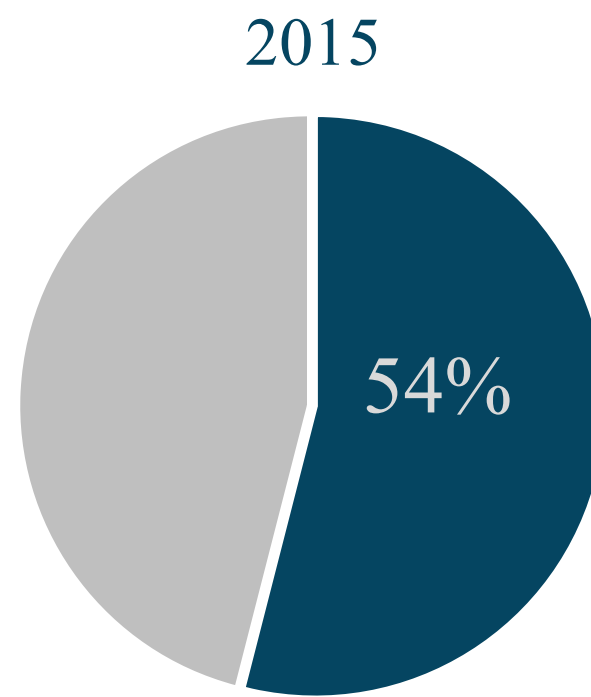
Read the Outlook on the Global Agenda 2014: reports.weforum.org/outlook-14/

Share of URBAN Population Worldwide

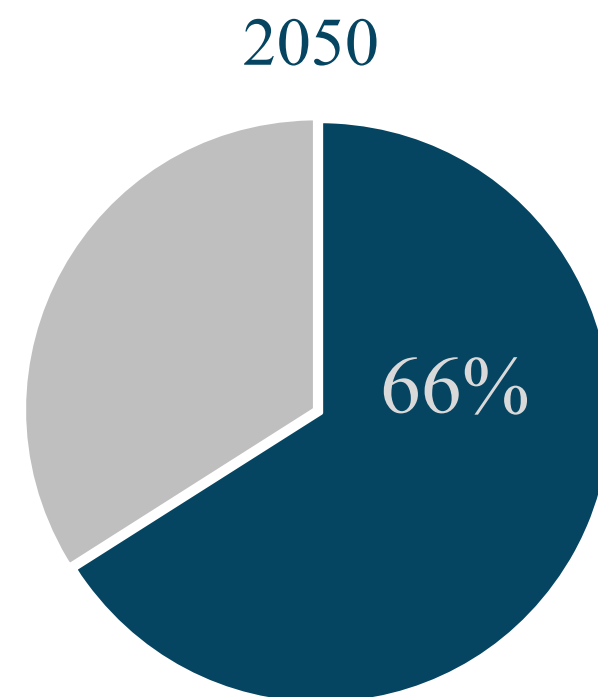
(United Nations, Dept. of Economic Affairs – Population)



1.731 billion



3.968 billion

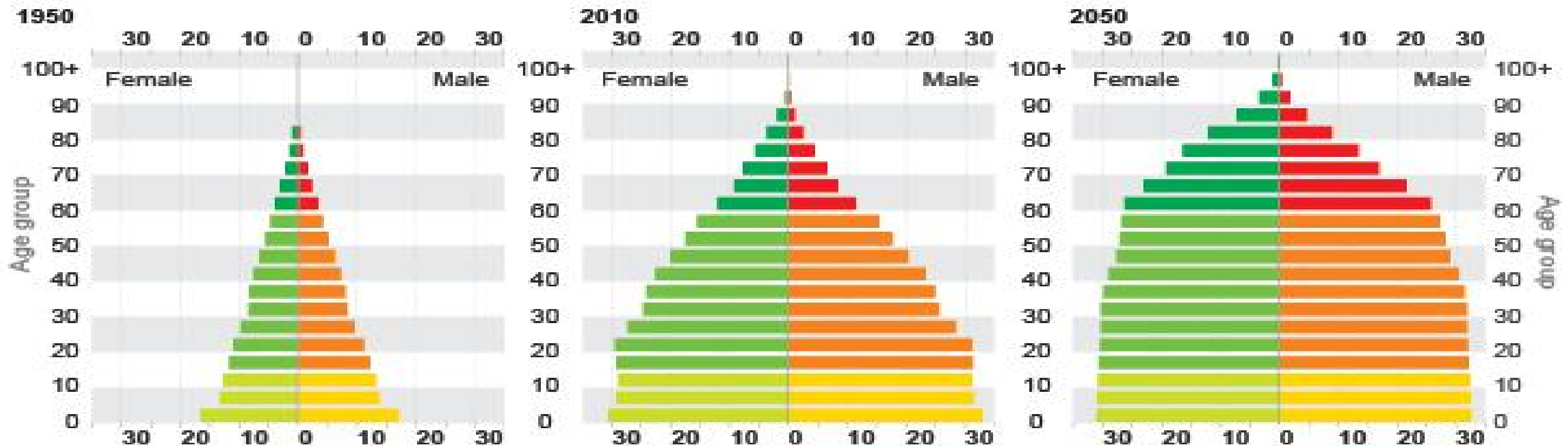



6.419 billion

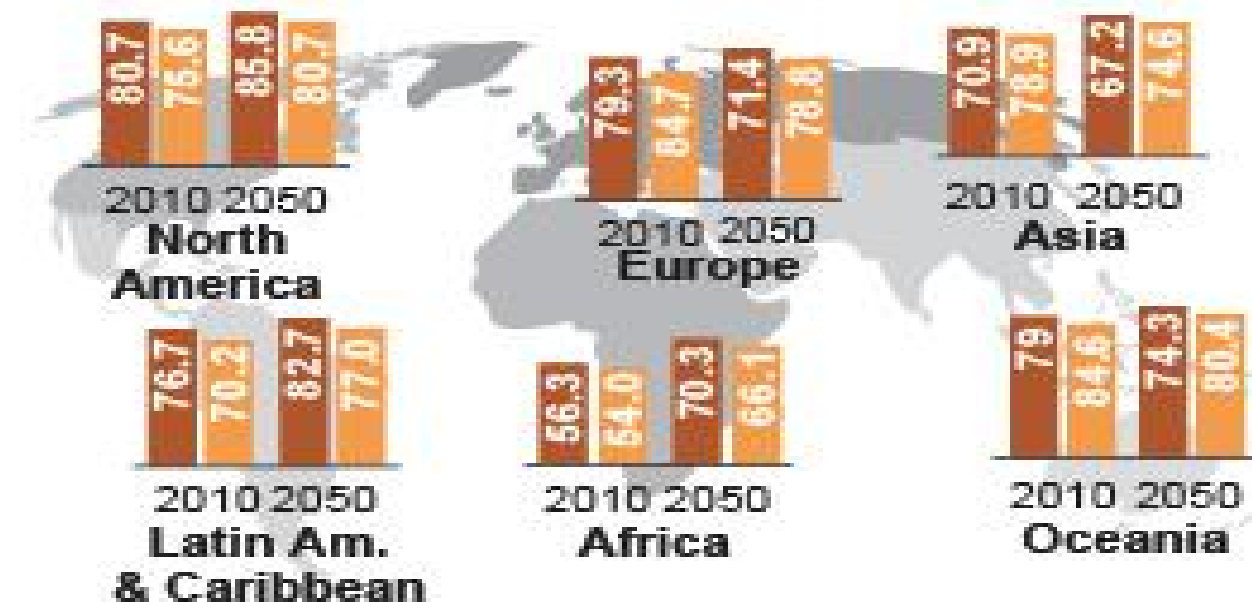
An aging world

Fertility rates projected to go down and life expectancy on the rise, ageing populations will become a future challenge

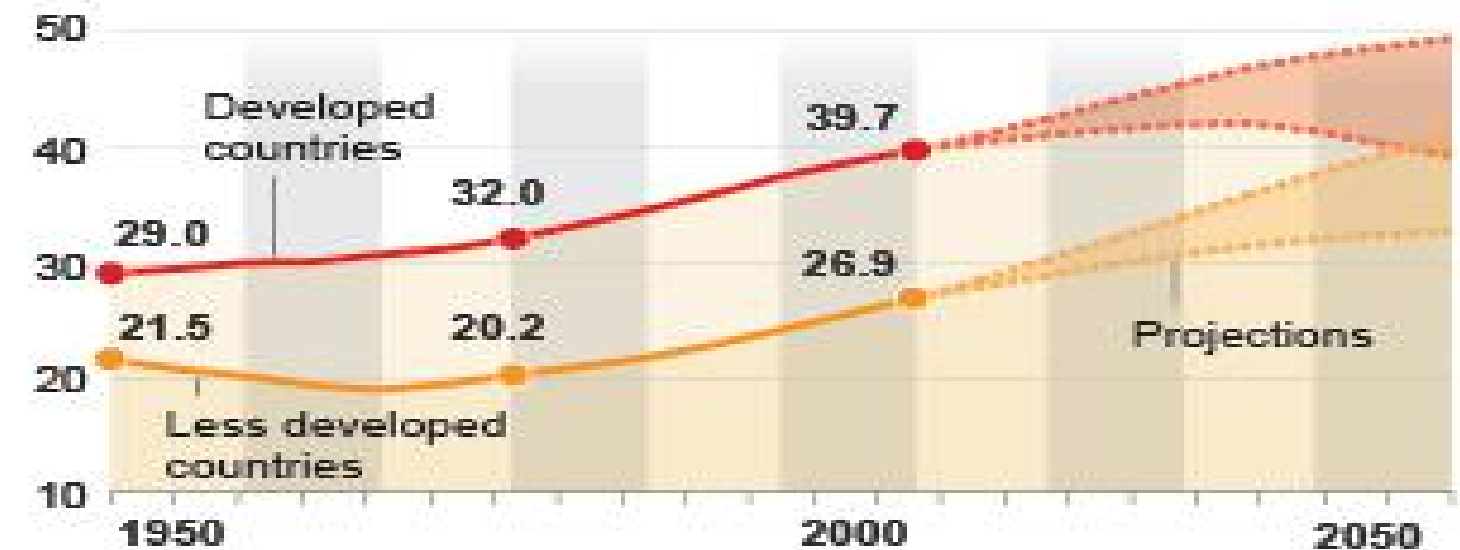
Population by age group and sex Millions



Regional life expectancy Female Male



Median age of world population






Source: UN Population Aging Development 2009





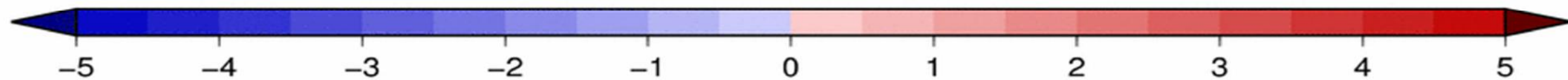
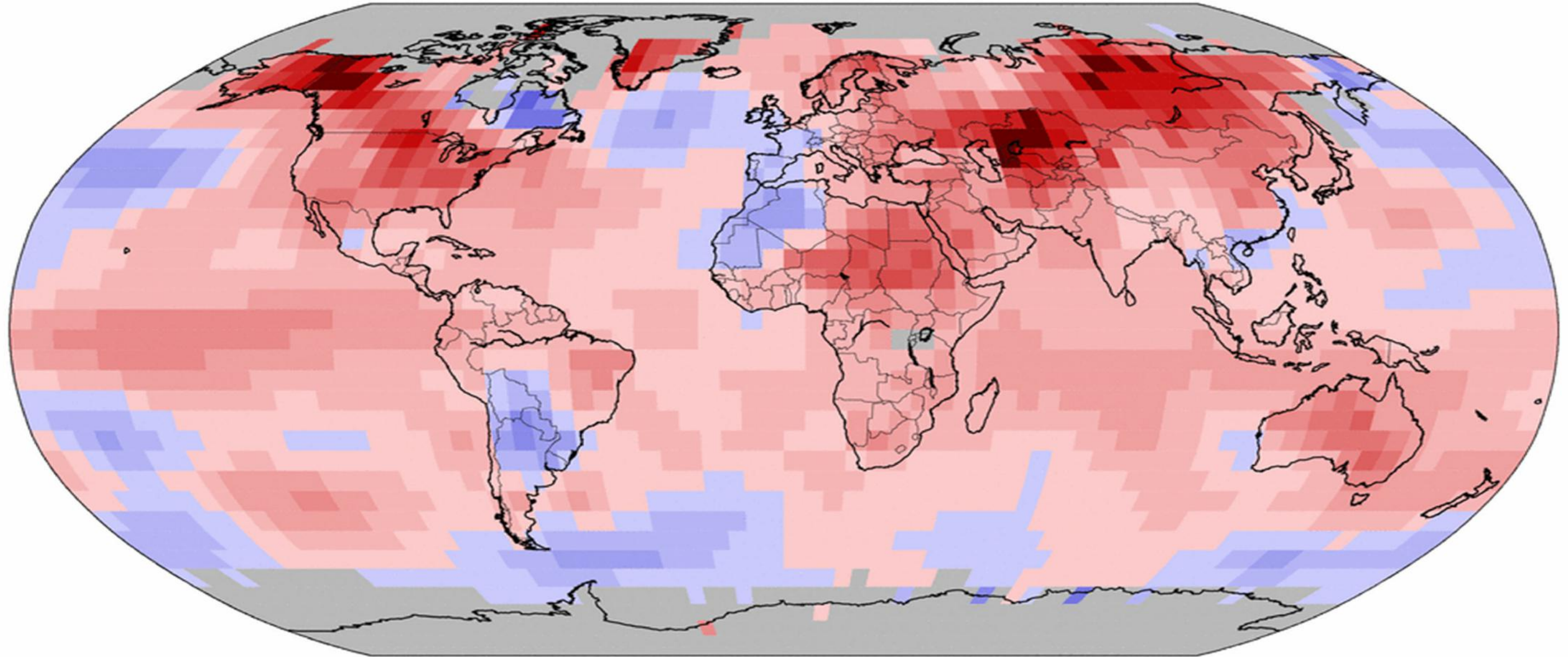




04.2
CTE:
Plan 4

Land & Ocean Temperature Departure from Average Mar 2016 (with respect to a 1981–2010 base period)

Data Source: GHCN-M version 3.3.0 & ERSST version 4.0.0



National Centers for Environmental Information
Fri Apr 15 07:05:58 EDT 2016

Degrees Celsius

Please Note: Gray areas represent missing data
Map Projection: Robinson











1 NO
POVERTY



2 ZERO
HUNGER



3 GOOD HEALTH
AND WELL-BEING



4 QUALITY
EDUCATION



5 GENDER
EQUALITY



6 CLEAN WATER
AND SANITATION



7 AFFORDABLE AND
CLEAN ENERGY



8 DECENT WORK AND
ECONOMIC GROWTH



9 INDUSTRY, INNOVATION
AND INFRASTRUCTURE



10 REDUCED
INEQUALITIES



11 SUSTAINABLE CITIES
AND COMMUNITIES



12 RESPONSIBLE
CONSUMPTION
AND PRODUCTION



13 CLIMATE
ACTION



14 LIFE
BELOW WATER



16 PEACE, JUSTICE
AND STRONG
INSTITUTIONS




15 LIFE
ON LAND



17 PARTNERSHIPS
FOR THE GOALS






Responding to the call for urgency and collaborative innovation of Climate Week,
we draw from the thought leadership initiative, *Cities Alive*.


ARUP




2019
*Designing for
Ageing Communities*




2018
*Rethinking Cities in
Arid Environments*




2017
*Designing for
Urban Childhoods*




2017
*Rethinking Legacy for
Host Cities*




2018
Water for People



2016
*Towards a
Walking World*




2015
*Rethinking the
Shades of Night*



2014
*Rethinking Green
Infrastructure*



CITIES ALIVE



The benefits of child-friendly cities

The urban highlights show how cities and communities in different global contexts where children live have enhanced children's experience of the city. It explores what makes a city or community child-friendly and how it can be improved.

| | |
|--|--|
| | Play area: A dedicated space for children to play, often with equipment like slides and swings. Examples include: <ul style="list-style-type: none">Barcelona, Spain: The 'Barceloneta' area, known for its public playgrounds.London, UK: The 'Play Street' initiative, which temporarily closes streets to traffic to create safe play spaces. |
| | Safe routes: Infrastructure that makes it safe for children to travel to school or other destinations. Examples include: <ul style="list-style-type: none">Amsterdam, Netherlands: The 'Wijkplan' initiative, which focuses on creating safe routes for children to school.Paris, France: The 'Plan de l'École' initiative, which aims to improve the safety of routes to school. |
| | Green spaces: Parks and other outdoor areas that provide a natural environment for children to play and explore. Examples include: <ul style="list-style-type: none">London, UK: The 'Green Spaces' initiative, which aims to increase the amount of green space in urban areas.Paris, France: The 'Plan de l'École' initiative, which includes the creation of new green spaces. |
| | Community centres: Buildings and spaces that provide a hub for community activities and services. Examples include: <ul style="list-style-type: none">Barcelona, Spain: The 'Centres de Barri' initiative, which provides a range of services for the community.London, UK: The 'Community Centres' initiative, which aims to improve the quality of community centres. |
| | Transport: Infrastructure and services that make it easy for children to travel. Examples include: <ul style="list-style-type: none">Amsterdam, Netherlands: The 'Wijkplan' initiative, which includes the creation of new transport routes for children.Paris, France: The 'Plan de l'École' initiative, which includes the creation of new transport routes for children. |



Stronger communities

"Children are the generators of community life."

— *London Mayor*

Local resources are essential to health and well-being. When they are used well, they can help to create a sense of community and belonging. This is especially true for children, who are the generators of community life. They are the ones who bring life to the streets and create a sense of place. They are the ones who make a city a home.

The benefits of children in the public realm can also be seen in the way they use the space. They are the ones who bring life to the streets and create a sense of place. They are the ones who make a city a home.

URBAN PLANNING FOR INCLUSIVE CITIES THAT WORK FOR ALL


3 GOOD HEALTH AND WELL-BEING

11 SUSTAINABLE CITIES AND COMMUNITIES




PEOPLE'S PAVILION, EINDHOVEN, NETHERLANDS





RAINBOW BRIDGE, SEASIDE WAY, LONG BEACH, CALIFORNIA





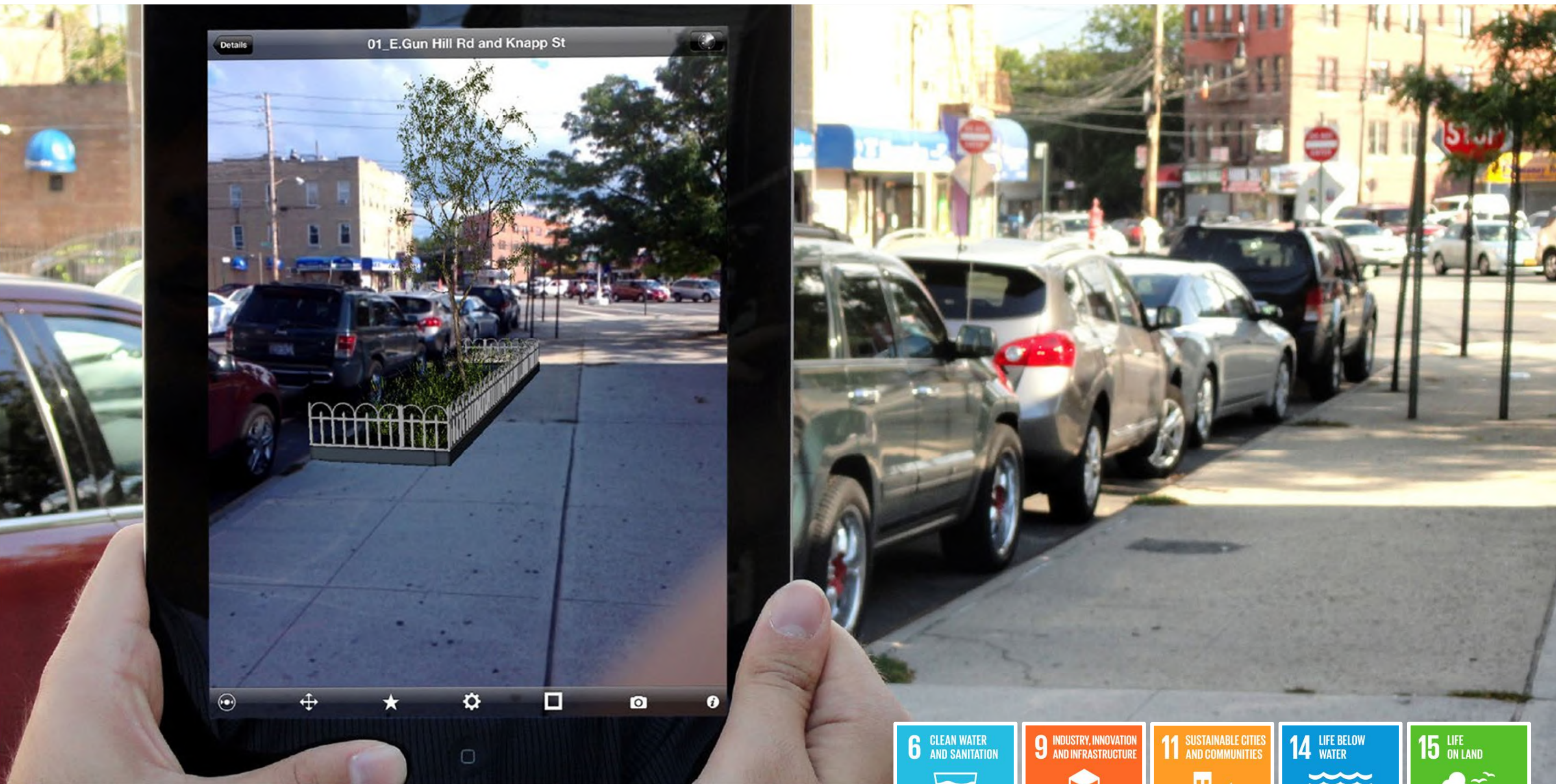
MOUNT PAVILIA, HONG KONG, CHINA





INT CTR FOR TROPICAL AGRICULTURE, COLOMBIA





NEW YORK CITY GREEN INFRASTRUCTURE





FULTON CENTER, MANHATTAN, NEW YORK





CITY-WIDE ELECTRIC VEHICLE STRATEGY, NYC

7 AFFORDABLE AND CLEAN ENERGY


9 INDUSTRY, INNOVATION AND INFRASTRUCTURE

11 SUSTAINABLE CITIES AND COMMUNITIES

13 CLIMATE ACTION



HUNTERS POINT SOUTH, QUEENS, NEW YORK





HUNTS POINT PRODUCE, BRONX, NEW YORK





Thank you!

ARUP



77 Water Street
New York, NY 10005



TOM.KENNEDY@ARUP.COM



212 897 1403

ARUP